

Click here to Open Account




[Mobile app](#) [Home](#) [About Us](#) [Investor Relations](#) [Careers](#) [Contact Us](#)

[Open an Account](#) [Login](#) [Online Trading](#) [Online Payment](#)




Trading | Mutual Fund | DP & RTA | Loans | Real Estate | Deposits | Insurance | Corporate Solutions | Tools | IPO

*A Single Window Access To
All Leading Financial Institutions*




APPLY NOW

Open a Demat & Trading Account in Easy Steps

[About Us](#) [Contact Us](#) [Download App](#)

How to Open Demat & Trading Account ?

- 1 Mobile / Email Verify
- 2 PAN Verify
- 3 Segment / Plan Selection
- 4 Aadhaar Verify
- 5 Personal Details
- 6 Bank Verification
- 7 Signature / Photo Upload
- 8 E-sign



Best Performer in Account Growth Rate
consecutively for the last three years:
NSDL

Sign Up

Enter mobile no

Select Dependency ▼

☐ By signing up, you agree to receive updates on SMS, Email & Whatsapp

CONTINUE

– OR –

Countinue With Existing Application

[SIGN UP](#)

Enter your Mobile Number and select dependency

<https://kyc.zuarimoney.com/zuari/signup>

How to Open Demat & Trading Account ?

- 1 Mobile / Email Verify
- 2 PAN Verify
- 3 Segment / Plan Selection
- 4 Personal / Address Details
- 5 Bank Verification
- 6 Signature /Photo Upload
- 7 E-sign



Best Performer in Account Growth Rate
consecutively for the last three years: NSDL

ENTER OTP

Resend OTP in 38 Seconds

[Resend Via SMS](#)

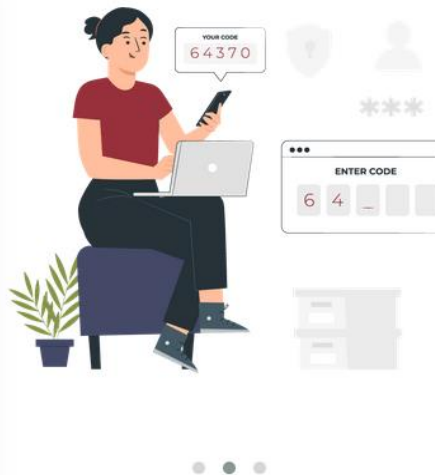
If you want to change the Email Id [click here](#)

CONTINUE

**Submit OTP
received on Mobile**

How to Open **Demat & Trading** Account ?

- 1 Mobile / Email Verify
- 2 PAN Verify
- 3 Segment / Plan Selection
- 4 Aadhaar Verify
- 5 Personal Details
- 6 Bank Verification
- 7 Signature /Photo Upload
- 8 E-sign



Email ID Verification

☐ I have read and accept the [Terms & Conditions](#)

Or



Enter your E-mail,
dependency, Branch &
Your RM code

How to Open **Demat & Trading** Account ?

- ✓ Mobile / Email Verify
- 2** PAN Verify
- 3 Segment / Plan Selection
- 4 Aadhaar Verify
- 5 Personal Details
- 6 Bank Verification
- 7 Signature /Photo Upload
- 8 E-sign



Enter PAN Details

Provide your PAN and Date of Birth is me
in your PAN Card


ENTER PAN NO.

Date of Birth(As Per PAN)

☐ I have read and accept the [Terms & Conditions](#)

CONTINUE

Enter your PAN
& date of birth



[About Us](#)[Support](#)[Contact Us](#)

Download App

How to Open Demat & Trading Account ?

✓

Mobile / Email Verify

2

PAN Verify

3

Segment / Plan Selection

4

Personal / Address Details

5

Bank Verification

6

Signature /Photo Upload

7

E-sign

✓

Name As Per PAN
SURY PRAKASH
PRASAD

PROCEED

CANCEL

Best Performer in Account Growth Rate
consecutively for the last three years: NSDL

Enter PAN Details

Provide your PAN and Date of Birth is mentioned in your PAN Card

XXXXXXXXXX

10-00-1990

✓


I have read and accept the [Terms & Conditions](#)

CONTINUE


Key Features

- All Segments in One App
- Multiple Market Watch
- Indices
- Quick Fund Transfer
- Portfolio Watch List
- Analysis Tools

Zuarimoney
Trading App



Login



Your PAN is verified & you can proceed further

How to Open **Demat & Trading** Account ?

- ✓ Mobile / Email Verify
- ✓ PAN Verify
- 3** Segment / Plan Selection
- 4 Aadhaar Verify
- 5 Personal Details
- 6 Bank Verification
- 7 Signature / Photo Upload
- 8 E-sign

Choose Your Segments

Select Your Trading and Demat Account Preferences

- ☒ ALL SEGMENT
- ☒ CASH/MUTUAL FUND
- ☒ F&O
- ☒ CURRENCY
- ☒ DEBT
- ☒ COMMODITY DERIVATIVE

NSDL

NSDL

CDSL

Have already demat account with ZFL

Minimum (Rs) - 0.03

Intraday/square up % - 0.03
Minimum (Rs) - 0.03

Select

Option Min (Rs./Lot) - 50

Select

Currency Derivative Segment

Futures % - 0.03
Option Min (Rs./Lot) - 50

Commodity Derivative Segment

Futures % - 0.03
Option Min (Rs./Lot) - 50

Select option

Choose the segment in which you want to trade

How to Open **Demat & Trading** Account ?

- ✓ Mobile / Email Verify
- ✓ PAN Verify
- ✓ Segment / Plan Selection
- 4 Aadhaar Verify**
- 5 Personal Details
- 6 Bank Verification
- 7 Signature /Photo Upload
- 8 E-sign



Share Aadhaar details from Digilocker

Do not worry if you have never registered with Digilocker. Click on the button "Connect To Digilocker". Digilocker will open as a pop-up on your screen where you provide your Aadhaar number and authenticate with OTP. You will then be required to set your PIN and give your consent to provide your Aadhaar document to us for KYC. Your 12 digit Aadhaar number is never fetched, stored, revealed or collected. The Aadhaar and the PAN BXDPP3565Q should belong to you.

[CONNECT TO DIGILOCKER](#)

Connect to Digilocker for Aadhaar verification



Sign In to your account via **DigiLocker**

Mobile

Username

Others

Mobile*

Phone number should be 10 digit number.

PIN*

[Forgot security PIN?](#)

- ☐ PIN less authentication
- ☐ I consent to [terms of use](#).

Sign In

New user? [Sign up](#)

OR

Continue with



Login Digilocker through
your credential



Verify OTP


DigiLocker has sent you an OTP to your registered mobile (xxxxxx9073). OTP will be valid for 10 Minutes.




Resend OTP in 00:47

Sign In


**Submit your OTP received
on mobile**

 **DigiLocker**
Document Wallet to Empower Citizens

Zuari



Sury Prakash Prasad, welcome to your DigiLocker account.



You are providing your consent to share your Aadhaar Card from your DigiLocker account with **Zuari**.

Allow

Deny

Click allow to continue

Please Verify Your Details



Sury Prakash Prasad

Father's Name : LJO Das Prakash Prasad
DOB : 10-06-1988
Gender : Male
Address : 26 Cg Nalanda
Bhanganwari Cg
Nalanda, Bihar, India
801301

CONTINUE

**Your Aadhaar will be fetched
from digilocker**

How to Open **Demat & Trading** Account ?

- ✓ Mobile / Email Verify
- ✓ PAN Verify
- ✓ Segment / Plan Selection
- ✓ Aadhaar Verify
- 5** Personal Details
- 6 Bank Verification
- 7 Signature / Photo Upload
- 8 E-sign

Let us know a bit about yourself

Your details are required to complete KYC process

Fill your
Personal details

Do you want to add nominee *

☒ Yes☐ No

Do you wish to execute DDPI ?
(What is DDPI?)

☒ Yes☐ No

CONTINUE

How to Open Demat & Trading Account ?

- ✓ Mobile / Email Verify
- ✓ PAN Verify
- ✓ Segment / Plan Selection
- ✓ Aadhaar Verify
- 5** Personal Details
- 6 Bank Verification
- 7 Signature / Photo Upload
- 8 E-sign

Add Nominee Details

Fill your
nominee details

Download App

Name *	Email *
Mobile *	DOB *
Select Relation *	Address1 *
Address2 *	City *
State *	Pincode *
India	Nominee1 % *
Select ID PROOF *	ID NUMBER *

Identity Proof (only png, jpg) *
(file should be less than 4MB)

Browse... No file Selected

Add Second Nominee

☐ Add

CONTINUE

How to Open Demat & Trading Account ?


- ✓ Mobile / Email Verify
- ✓ PAN Verify
- ✓ Segment / Plan Selection
- ✓ Personal / Address Details
- 5** Bank Verification
- 6 Signature /Photo Upload
- 7 E-sign

Provide Your Bank Details

Provide bank account details wherein you are sole/primary holder. we'll verify your bank account by Depositing one rupee into it

**Fill your
bank details**

COUNTINUE



FINSERV

About UsContact UsDownload App

✓ Segment / Plan Selection

✓ Aadhaar Verify

✓ Personal Details

6 Bank Verification

7 Signature /Photo Upload

8 E-sign

00:58

We are depositing ₹ 1 in your account to verify

50100194905351

HDFC0001559

This will take few a seconds
Please wait don't refresh it.....

110240187

Saving Account

CONTINUE

Your Bank Account has been
Successfully Verified

© Copyright 2023 Zuari Finserv Limited
Zuari Finserv Limited :- MEMBER-NSE & BSE Cash, F&O & Currency - IN2000162134 | RTA - INR000003902 SEBI Registration for NSDL & CDSL: IN-DP-366-2018 |

Helpdesk No. For KYC:
011 4647 4040

How to Open **Demat & Trading** Account ?

- ✓ Mobile / Email Verify
- ✓ PAN Verify
- ✓ Segment / Plan Selection
- ✓ Aadhaar Verify
- ✓ Personal Details
- ✓ Bank Verification
- 7** Signature /Photo Upload
- 8

Webcam Client Image



 CAMERA

Capture Live Photo

Important Image Instructions

- Do not wear goggles, cap or anything covering the face
- Capture clear image with a sufficient light
- Not other person should appear in the image
- Distance between the camera should not be more than 08 meter
- Background of the image should be plain, preferably white
- Do not use the rotated image. Capture only an up- right image

If you face difficulty in capturing photo in this device, You will get email and SMS for IPV process. Please [continue](#).

CONTINUE

How to Open Demat & Trading Account ?


- ✓ Mobile / Email Verify
- ✓ PAN Verify
- ✓ Segment / Plan Selection
- ✓ Aadhaar Verify
- ✓ Personal Details
- ✓ Bank Verification
- 7** Signature / Photo Upload
- 8 E-sign

Upload Signature

Upload Signature

Digital Signature

Please sign on screen, this will be captured as your authorized signature



Upload

Change

CONTINUE

Upload
Your Signature

How to Open **Demat & Trading** Account ?

- ✓ Mobile / Email Verify
- ✓ PAN Verify
- ✓ Segment / Plan Selection
- ✓ Aadhaar Verify
- ✓ Personal Details
- ✓ Bank Verification
- ✓ Signature /Photo Upload
- 8** E-sign

Completed

Please proceed with E-Signing of the documents to complete the process.



**Proceed to
E-sign**

[Preview KRA PDF](#)[Proceed to KRA E-SIGN](#)



 Signed Successfully !

Thank you! Your E-sign has been Completed.

You may close the window.

Home

<https://kyc.zuarimoney.com/zuari/signup>